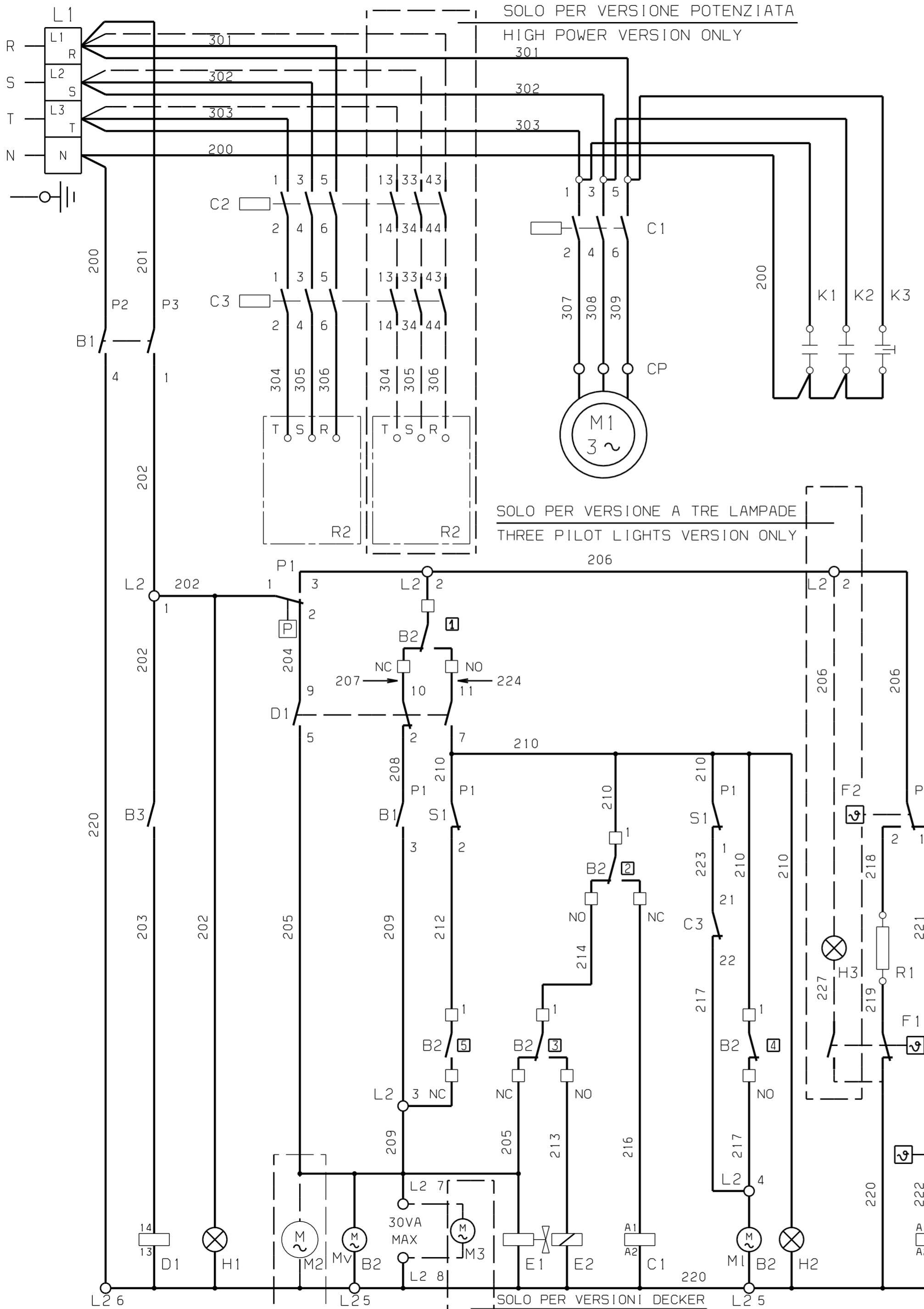


LA SOCIETA' PRODUTTRICE SI RISERVA A TERMINI DI LEGGE LA PROPRIETA' DEL PRESENTE DISEGNO CON DIVIETO DI RIPRODURLO O DI VULGARLO SENZA SUA PREVIA AUTORIZZAZIONE



SOLO PER VERSIONE POTENZIATA

HIGH POWER VERSION ONLY

SOLO PER VERSIONE A TRE LAMPADIE

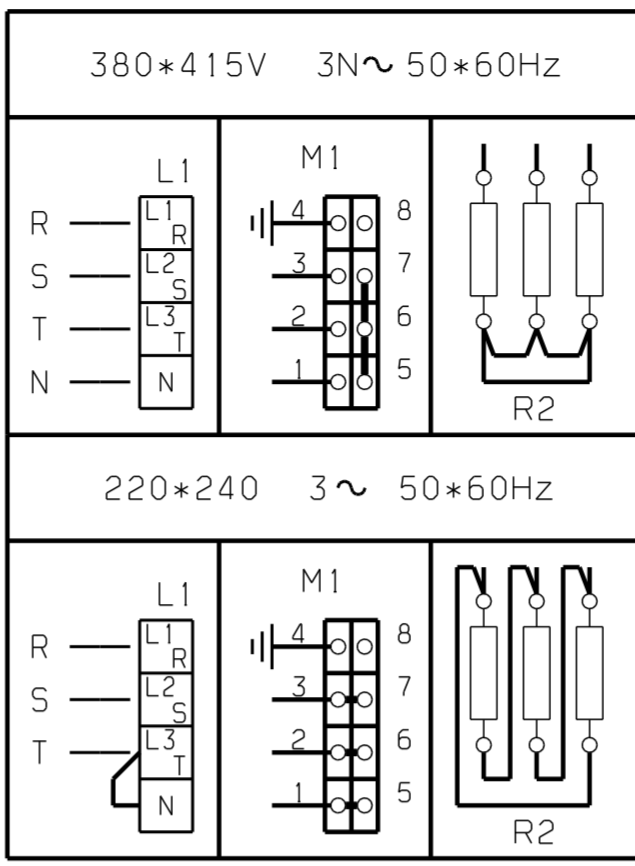
THREE PILOT LIGHTS VERSION ONLY

SOLO PER VERSIONI DECKER

FOR DECKER VERSIONS ONLY

SOLO PER VERSIONI CON POMPA DI RISCIAQUO

RINSE PUMP VERSION ONLY



CONNESSIONE
CONNECTION

B1 INTERRUPTORE GENERALE
MAIN SWITCH

REF.	1	3	13
------	---	---	----

CONTATTI CONTACT	200	201	208
	220	202	209

OFF	<input checked="" type="checkbox"/>		
ON	<input type="checkbox"/>	<input type="checkbox"/>	
START	<input type="checkbox"/>	<input type="checkbox"/>	<input type="checkbox"/>

S1 SELETTORE CICLI
CYCLE SELECTOR

REF.	15	26
------	----	----

CONTATTI CONTACT	210	210
	211	223

800	<input checked="" type="checkbox"/>	<input type="checkbox"/>	<input type="checkbox"/>
540	<input checked="" type="checkbox"/>		<input type="checkbox"/>
00	<input checked="" type="checkbox"/>		

I CAVETTI SENZA INDICAZIONE SI INTENDONO DI COLORE ROSSO
THE CABLES WITHOUT INDICATION ARE TO UNDERSTAND RED
LE CABLES SANS INDICATION S'ENTENDENT DE COULEUR ROUGE
DIE LEITUNGEN OHNE ANGABE VERSTEHEN SICH ROT


B1	BIANCO	WHITE	BLANC	WEISS
NE	NERO	BLACK	NOIR	SCHWARZ
BL	BLU	BLUE	BLEU	BLAU
RO	ROSSO	RED	ROUGE	ROT

- | | | |
|------|--|---|
| B1 | INTERRUPTORE GENERALE
INTERRUPTEUR GENERAL | MAIN SWITCH
HAUPTSCHALTER |
| B2 | TIMER
TIMER | TIMER
TIMER |
| B3 | INTERRUPTORE PORTA
INTERRUPTEUR PORTE | DOOR SWITCH
TURSCHALTER |
| C1 | CONTATTORE POMPA
TELERUPTEUR DE POMPE | PUMP REMOTE CONTROL SWITCH
PUMPENSCHUTZ |
| C2 | CONTATTORE BOILER
TELERUPTEUR DE BOILER | BOILER REMOTE CONTROL SWITCH
BOILERSCHUTZ |
| C3 | CONTATTORE DI SICUREZZA
TELERUPTEUR DE SECURITE | SAFETY REMOTE CONTROL SWITCH
SCHUTZVORRICHTUNG |
| CD | MORSETTI ALLACCIAMENTO DOSATORE DETERGIVO
BORNE DE RACCORDEMENT DOSEURS DE DETERSIF | DETERGENT DISPENSER CONNECTING TERMINALS
SPULMITTELDOSIERER-ANSHLUBKLEMMEN |
| CP | CONNETTORE ELETTROPOMPA DI LAVAGGIO
CONNECTEUR ELECTROPOMPE DE LAVAGE | WASH PUMP CONNECTOR
WASCHPUMPESTECKVERBINDUNGE |
| D1 | RELE' AUSILIARIO
RELAIS AUXILIAIRE | AUXILIARY RELAY
HILFSRELAIS |
| E1 | ELETTRIVALVOLA CARICO ACQUA
ELECTROVANNE DE CHARGEMENT EAU | WATER FILLING ELECTRIC VALVE
WASSERZULAUFVENTIL |
| E2 | DOSATORE BRILLANTANTE
DOSEUR PRODUIT DE RINCAGE | DETERGENT ADDITION
KLARSPUELMITTEL-DOSIERVORRICHTUNG |
| F1 | TERMOSTATO VASCA
THERMOSTAT DE CUVE | TUB THERMOSTAT
WASHTANKTHERMOSTAT |
| F2 | TERMOSTATO BOILER
THERMOSTAT DE BOILER | BOILER THERMOSTAT
BOILER THERMOSTAT |
| F3 | TERMOSTATO DI SICUREZZA BOILER
THERMOSTAT DE SECURITE | TEMPERATURE LIMITING THERMOSTAT
TEMPERATURBEGRENZER |
| H1 | LAMPADA SPIA "IN TENSIONE"
LAMPE TEMOIN "APPAREIL SOUS TENSION" | PILOT LIGHT "MACHINE LIVE"
KONTROLLAMPE "MASCHINE EINGESCHALTET" |
| H2 | LAMPADA SPIA "IN FUNZIONE"
LAMPE TEMOIN "MACHINE EN FONCTION" | PILOT LIGHT "MACHINE ON"
KONTROLLAMPE "MACHINE IN BETRIEB" |
| H3 | LAMPADA SPIA "MACCHINA PRONTA"
LAMPE TEMOIN "MACHINE PRETE" | PILOT LIGHT "MACHINE READY"
KONTROLLAMPE "MASCHINE BETRIEBSBEREIT" |
| K1*4 | FILTRI R.F.I.
FILTRE R.F.I. | R.F.I. FILTER
FUNK ENTSTORFILTER |
| L1 | MORSETTIERA ALLACCIAMENTO
BOITE DE CONNECTION | MAIN TERMINAL BOARD
VERBINDUGSKLEMMKASTEN |
| L2 | MORSETTIERA AUSILIARIA
CONNECTEUR AUXILIAIRE | AUXILIARY CONNECTOR
SEILVERBINDER |
| M1 | ELETTROPOMPA LAVAGGIO
ELECTROPOMPE DE LAVAGE | WASH PUMP
WASCHPUMPE |
| M2 | ELETTROPOMPA DI RISCIAQUO
ELECTROPOMPE DE RINCAGE | RISING MOTOR
SPULUNG MOTOR |
| M3 | DOSATORE DETERGENTE
DOSEUR DE DETERGENT | DETERGENT DISPENSER
SPULMITTELDOSIERER |
| Mv1 | MOTORI TIMER
MOTEUR DE TIMER | TIMER MOTOR
TIMER MOTOR |
| P1 | REGOLATORE DI LIVELLO ACQUA
PRESSOSTAT | PRESSOSTAT
WASSERSTANDS REGLER |
| R1 | RESISTENZA VASCA
RESISTANCE DE CUVE | TUB HEATING ELEMENTS
WASCH TANK HEIZSTABE |
| R2 | RESISTENZA BOILER
RESISTANCE DE BOILER | BOILER HEATING ELEMENT
BOILER HEIZSTABE |
| S1 | SELETTORE CICLI
SELECTEUR DE CICLES | CYCLE SELECTOR
WAHLSCHALTER |

REF.	CAM
14	1
22	2
19	3
27	4
15	5

B2 TIMER

- | | | |
|----|---|--|
| 14 | 1 | AUTOALIMENTAZIONE/CLOCK |
| 22 | 2 | LAVAGGIO/WASHING |
| 19 | 3 | RISCIAQUO/RINSE |
| 27 | 4 | ATTESA TEMPERATURA/WAITING TEMPERATURE |
| 15 | 5 | 800/80" |



CONTROLLATO:	MOD LS 8	CODICE
C1000128	DATA 21.09.98	600613001
	DISEGNATO PELLA C.	